

SHAGGY

CLOTHES WORKBOOK



Name _____


Date _____

CLOTHES

What is it?




.....



.....



.....



.....

Words:

shirt	cap	shorts	dress
-------	-----	--------	-------

Name _____


Date _____

CLOTHES

What is it?



.....



.....



.....



.....

Words:

shoes	belt	pants	sweater
-------	------	-------	---------

Name _____

Date _____

CLOTHES

What is it?



.....



.....



.....



.....

Words:

socks	beanie	hat	mittens
-------	--------	-----	---------

Name _____

Date _____

CLOTHES

What is it?



.....



.....



.....



.....

Words:

gloves	scarf	raincoat	overalls
--------	-------	----------	----------

Name _____

Date _____

SENTENCE WRITING

I am wearing..



.....

.....

.....

Name _____

Date _____

SENTENCE WRITING

I am wearing...



Name _____

Date _____

SENTENCE WRITING

I am wearing...



Name _____

Date _____

MY FAVORITE CLOTHES




What are your favorite clothes?

Handwriting practice lines consisting of solid top and bottom lines with a dashed middle line. There are 10 sets of these lines for writing practice.



Date _____

A collection of 40 colorful clothing items arranged in a grid-like pattern. The items include: 10 red hats with white polka dots and a red bow on top; 10 blue hats with a white band and a blue flower; 10 blue dresses with a yellow belt and a blue polka-dot top; 10 blue overalls with a yellow pocket; 10 green and yellow striped scarves; and 10 red collars with a silver buckle. The items are scattered across the page, with some overlapping.






Name _____

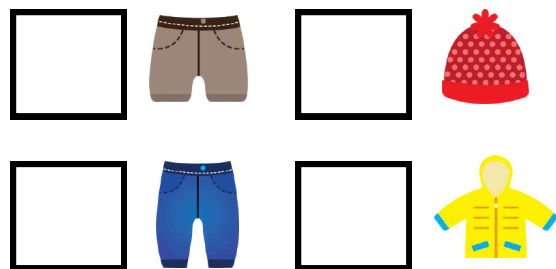
Date _____

GRAPHING ACTIVITY

Find and graph the items listed. Then answer the questions below.



How many of each?



Which item did you find the most of? _____


Which item did you find the least of? _____

Name _____

Date _____

GRAPHING ACTIVITY

Find and graph the items listed. Then answer the questions below.



10				
9				
8				
7				
6				
5				
4				
3				
2				
1				



How many of each?









Which item did you find the most of? _____



Which item did you find the least of? _____

Name _____

Date _____

COMPLETE THE PATTERN

Look at the patterns below. Cut out the images at the bottom. Paste the image that comes next in each pattern.




Name _____

Date _____

COMPLETE THE PATTERN

Look at the patterns below. Cut out the images at the bottom. Paste the image that comes next in each pattern.





Name _____

Date _____

COMPLETE THE PATTERN

Look at the patterns below. Cut out the images at the bottom. Paste the image that comes next in each pattern.



Name _____

Date _____

COLORING ACTIVITY

Color the picture below.



Name _____

Date _____

COLORING ACTIVITY

Color the picture below.



Name _____

Date _____

COLORING ACTIVITY

Color the picture below.




Name _____

Date _____

COLORING ACTIVITY

Color the picture below.



Name _____

Date _____

COLORING ACTIVITY

Color the picture below.

